

Water Summer Fun!



We have put together an activity map for the whole family, discovering more about our stunning lakes & rivers this summer.

Each time you complete an activity, share your photos on social media with the #waiwanaka hashtag or email them to photos@waiwanaka.nz for a chance to go in the weekly draw for some local goodies!

(During the month of January 2021 only)

FOR MORE LOCAL WATER INFO,
CHECK OUT OUR WEBSITE
www.waiwanaka.nz



2 **ALONG THE BOARDWALK**


Bullock Creek is one of Wānaka's special water treasures. Visit the beautiful boardwalk (107 Stone St) established by the Friends of Bullock Creek, and see if you can spot some fish in the crystal clear waters.

What sort of fish can you find in Bullock Creek? Are these fish native?


1 **COUNT THE GREBE**

The Southern Crested Grebe is a rather spectacular large waterbird with a long sharp bill, long neck and prominent crest. Grebes nest on platforms in the lake. Find them along the edge of the lake past the dinosaur park. Please be respectful and only view them from afar.

Count the Grebes and see if there are any young riding on their parents backs!



TIP: ALONG THE WAY YOU CAN DISCOVER ANOTHER WĀNAKA WATER TREASURE, THE WĀNAKA SPRING. COOL OFF YOUR HANDS IN THE BEAUTIFUL CLEAR WATER OR RE-FILL YOUR DRINK BOTTLE ON A HOT DAY.



3 **FIND A DIAMOND**

Diamond Lake is hidden away below Rocky Hill in the Matukituki Valley. It's the perfect place to visit on a calm early morning when the water of the lake is glassy and reflective. It's a short walk to the lake, but well worth climbing up to the lookout: 2km return (lots of stairs) or if you're feeling fit, all the way to the top of Rocky Hill!

How did the lake get its precious name?

TIP: CHECK OUT THE DOC 'KIWI GUARDIAN' ACTIVITIES AND CLAIM YOUR WETLAND MEDAL. LINK ON OUR WEBSITE: www.waiwanaka.nz/water-summer-fun/

4 **RACE ALONG THE BIGGEST RIVER IN THE SOUTH ISLAND**

The Clutha / Mata-Au flows 338km from Lake Wānaka and pours out around 6,800 bath tubs per second into the Pacific Ocean! Walk or ride along the beautiful fisherman's track from the lake outlet to Albert Town. Can you keep up with the fast current?

How many litres of water flow out of Lake Wānaka every second?

INTERESTING FACTS: ONE STANDARD BATHTUB HOLDS AROUND 90 LITRES OF WATER. IN NEW ZEALAND, THE AVERAGE PERSON USES 227 LITRES OF WATER PER DAY.



5 **DISCOVER A WETLAND AND EARN A MEDAL**

The Butterfield Wetland is a great afternoon trip of exploration for young and old. Cross the swing bridge over the Hāwea River. The wetland walk is a 2.4km looptrack or 600m from the swingbridge. Tip: it's well worth the view to climb up the bank on the loop track!

What creatures can you spot in or around the wetland?

6 **SPOT THE LONGFIN EELS**

Did you know that the most common fish spotted under the main wharf on the lakefront are longfin eels? *It's best to let them feed themselves. Human food, such as old bread, is not good for their digestive system.*

If you have goggles and can swim, you can jump off the wharf on a calm hot day and watch them from under the water. See if you can spot any other aquatic animals while you're there.

What is the Māori word for eels? Are they a native species?





NATURE TREASURE HUNT

HOW IT WORKS: Find or spot all the things described in the bubbles below. Colour in the circles as you tick them off, or draw what you find. (Please respect the plants, animals and their habitat. Only touch or view, do not pull off leaves or pick up insects.)

7

PICNIC AT THE LAGOON

Albert Town has a little treasure at its heart. The lagoon has been planted with native trees and shrubs over the last few years to help improve water quality and increase habitat for native biodiversity. Bring a picnic and play our nature treasure hunt with the kids.

Can you find and identify 3 native trees or shrubs that have been planted around the edge of the lagoon?

SMOOTH

SHINEY

GREEN AND SOFT

ROUND

SPOT SOMETHING WITH WINGS

PRICKLY

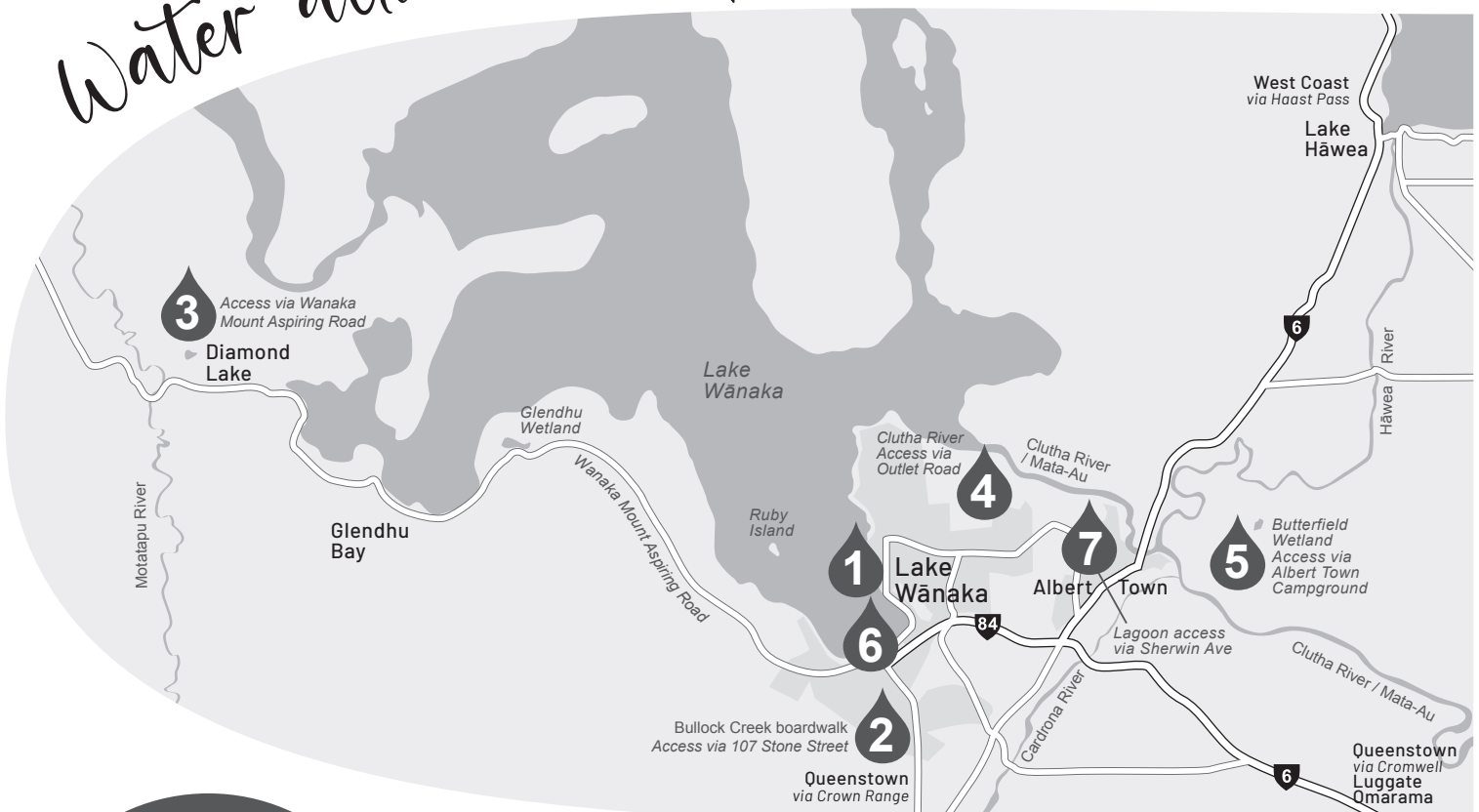
SPOT SOMETHING LIVING IN THE WATER

BROWN & ROUGH

COLOURFUL

SCENTED

Water activities map



TOP TIP

Always CHECK, CLEAN & DRY all water gear (not just boats). There can be tiny invisible hitchhikers that will cause no end of trouble in their new home. Simply wash your water equipment with mild detergent on your lawn and let it fully dry out before using it again.



DON'T FORGET YOUR SUNHAT, SUNSCREEN & PLENTY OF WATER!



FOR MORE LOCAL WATER INFO, CHECK OUT OUR WEBSITE www.waiwanaka.nz